

# Native Prairiegrass Mixture

**Contains:** 2.0 PLS Lbs [Big Bluestem](#), 1.5 PLS Lbs each of [Little Bluestem](#) and [Indiangrass](#), 0.50 PLS Lbs each of Canada and Virginia Wildrye, 1.0 PLS Lbs of [Western Wheatgrass](#) and 0.60 PLS Lbs each of [Switchgrass](#) and [Sideoats Grama](#). Approximately 13 Lbs of Oats are added to make a 25 Lb bag of bulk seed.

## Characteristics

- Combination of 5 Native Warm Season Grasses and 3 Cool Season Grasses
- Warm Season Grasses Are Generally Slow to Establish
- Plant Foliage Turns Various Colors in the Fall
- Grasses Have Excellent Root System

## Seeding Information

**Seeding Rates:** 25 Lbs per acre (drilled seeded)      37.50 Lbs per acre (broadcast or dormant seeded)  
**Seeding Dates:** May – July      **Dormant Seed:** November – March  
**Germination Times:** 5 Days – Oats, 10-28 Days – Native Grasses as a mix

## Uses



*Native Prairiegrass Mixture* is made up of the 5 native warm season grasses that inhabited our area when originally settled by the early pioneers. Canada and Virginia Wildrye, as well as Western Wheatgrass are cool season grasses. This mixture provides an excellent seeding combination for all types of areas. The warm season grasses need warm soil to germinate, therefore, seeding should be done after the first of May. The SCS and NRD have approved this specific mixture.

## Cultural Practices

Prepare a good firm seedbed and seed with a grassland type drill. It is very important that the seed be placed at the proper depth to encourage quick germination and emergence. Seeding time should be first two weeks of May or when the soil temperature is warm enough to germinate the warm season grasses.



This tag is your guarantee of variety and quality

<b>Native Prairiegrass Mixture</b>				
Variety and Kind	Purity	Germ.	Origin	Lot Number
Seed Oats	46.25%	90%	SD	S9859A
Pawnee Big Bluestem	14.22%	85%	NE	BB1817
Blaze Little Bluestem	8.03%	86%	NE	LB7817
NE54 Indiangrass	7.13%	85%	NE	IYC3057
Barton Western Wheatgrass	5.15%	88%	NE	BG3229-8
Omaha Virginia Wildrye	2.36%	86%	IA	OVWR-3108
Mandan Canada Wildrye	2.20%	87%	IA	J5000
NE28 Switchgrass	2.12%	88%	SD	1664
Butte Sideoats Grama	3.43%	84%	NE	G0-802
Total Purity: 90.89%    Crop: 0.85%    Inert: 8.11%    Weeds: 0.15%    AMS: 127				
Net Weight: 25.0 Lbs 11.34 Kgs    Tested: FEB-10    Noxious Weeds: None				
 <span style="float: right;">Antelope Brand </span>				
Seeding Rate: 25 Lbs/Acre    Omaha - 800-456-9901    Des Moines - 800-365-6674 <a href="http://www.unitedseeds.com">www.unitedseeds.com</a>				
<small>SELLER MAKES NO WARRANTY, EITHER EXPRESSED OR IMPLIED, EXCEPT THAT THE PRODUCT CONFORMS TO THE DESCRIPTION ON THE LABEL. BUYER AGREES THAT SELLER'S LIABILITY UNDER THIS WARRANTY IS LIMITED TO THE AMOUNT OF THE PURCHASE PRICE AND SELLER HAS NOT RESPONSIBILITY FOR SPECIAL CONSEQUENTIAL OR CONTINGENT DAMAGES.</small>				

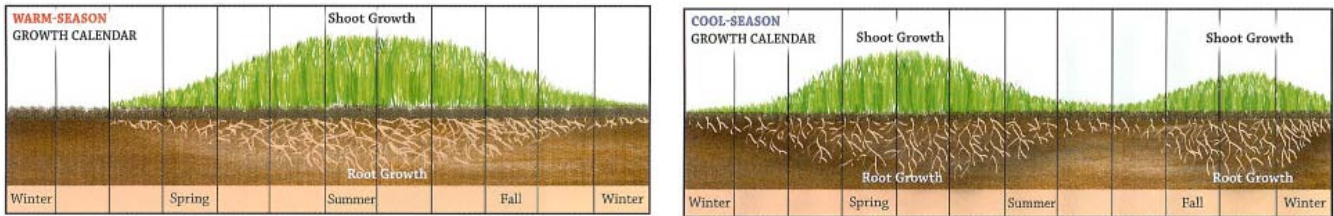
Components and/or percentage of the above blend may vary

NEBRASKA TOLL FREE (800) 456-9901      LOCAL OMAHA 331-4800      FAX (402) 331-1251  
 IOWA TOLL FREE (800) 365-6674      FAX (515) 266-5587  
[www.unitedseeds.com](http://www.unitedseeds.com)

# *Native Grass Establishment*

## *Technical Bulletin*

**Planting Time** – Native grasses establish best in early spring from mid March to mid July. This is the time when soil moisture is more abundant and temperatures are cooler. Dormant seeding is another option granted the soil is not frozen. As a general rule, dormant seeding can be done after three hard freezes. Because there are both warm and cool season native grasses within the same mixture, assume planting dates as you would with warm season grasses.



**Site Preparation** – Preparing a good seedbed will ensure good seed to soil contact and provide for a good growing environment. Loosen the soil to a depth of 3 to 4 inches by raking, tilling or plowing. Remove excess weeds and debris. The final seedbed should be smooth, free of large clumps and firm.

**Seed Application** – The most efficient method of seeding is drill seeding. This method places the seed down in the soil where the moisture lies and is best for seed to soil contact. Applying the seed with a cyclone spreader can also be used for larger areas, and hand broadcast for smaller areas. When broadcasting seed, raking the seed into the soil and tamping the soil after application is needed for the seed to have contact with that soil as well as being where the moisture is.

**Mulching** – For improved moisture retention, mulching is encouraged. Straw or other well insulating organic matter laid out to a maximum depth of 1/4 inch will give the seedlings protection from wind.

**Weed Control** – Weeds grow and establish quicker than grass plants, and rob precious moisture away from young seedlings. Mowing the competing weed before they seed out is perhaps the best method. Herbicide application can also be applied when the plants have reached maturity. Even then, this can take up to 6 to 8 months for the native grasses to mature. If wildflowers are in the mixture, herbicides should not be used.

**Establishment Time** – Under ideal growing conditions, grass growth should occur in 4 to 6 weeks, with full development occurring in 6 to 8 months. Native grasses need time and good cultural practices to look as they do in their natural, native environment. In time native grass habitats offer the ultimate low maintenance environment, weed control and habitats for wildlife.